


# Dolly Loama: Portable Garden

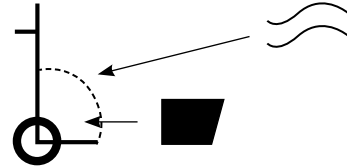
## Assembly Instructions

9/8/15 TGB Architects

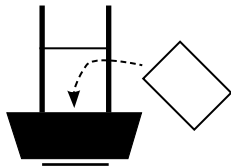
Step 1: Find a Hand Truck.



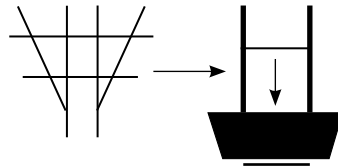
Step 2: Attach Large Planting Bucket to Base. Use bungee cords or bolts to secure planter.



Step 3: Fill Planting Bucket with soil,



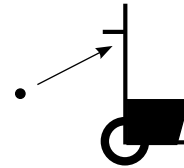
Step 4: Install Trellis into back of Planting Bucket. Latch Trellis to Support Arms of Hand Truck with rope.



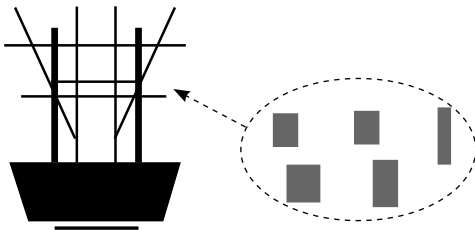
Step 5: Assembly PVC structure. (Optional if Needed)\*



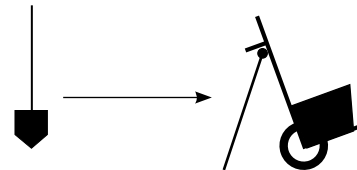
Step 6: Latch PVC structure to Hand Truck. (Optional if Needed)\*



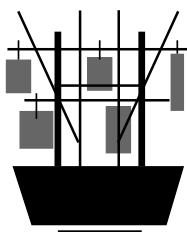
Step 7: Attach planting buckets as needed to trellis.



Step 8: Find Rake/Shovel. Use as support to lean Dolly Loama. (Optional if Needed)\*



Step 8: Plant your favorite seeds and enjoy!



Materials:

